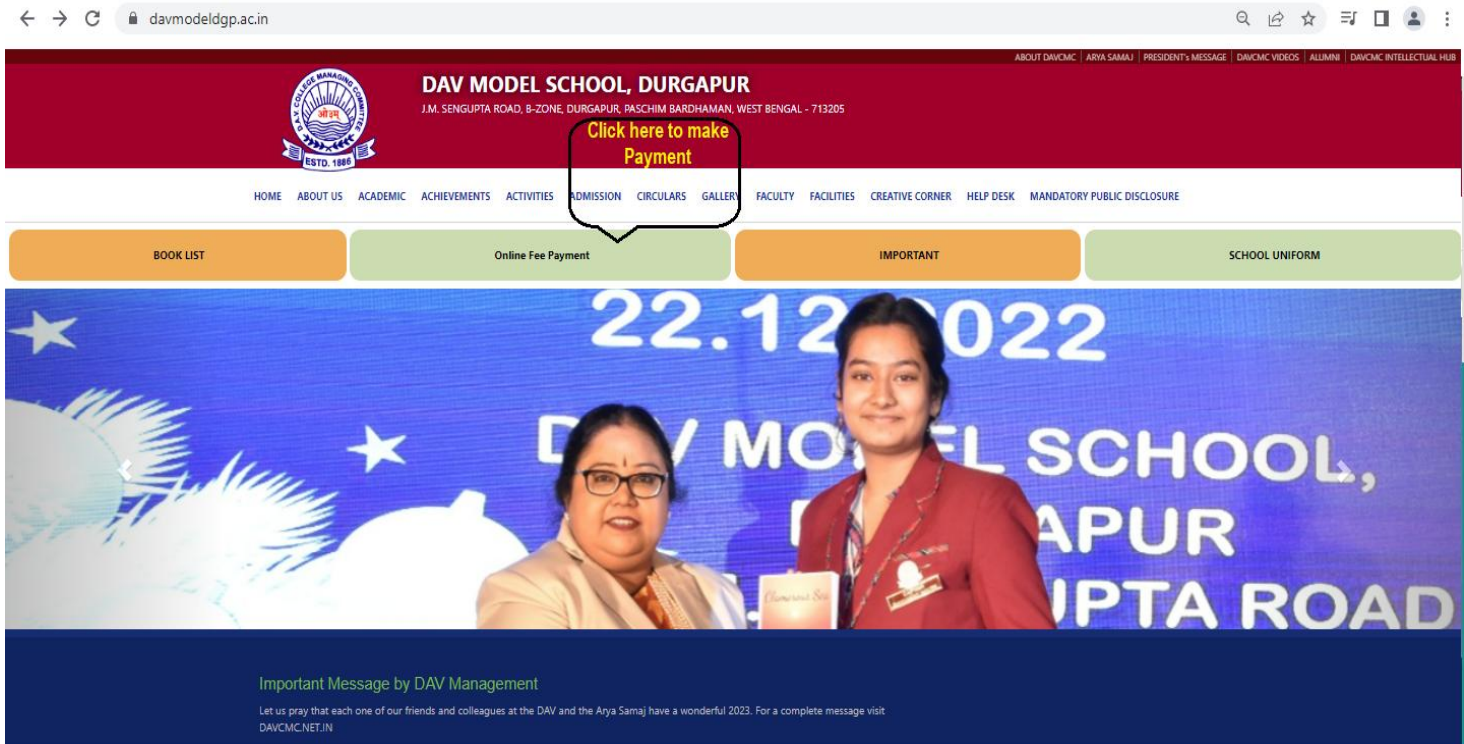


1. a) Open any web browser (i.e. Preferably Google Chrome).
- b) Go to address bar of the browser and type the School website address : davmodeldgp.ac.in
- c) Click on **Online Fee Payment**



The **Admission No.** of the student will be **User Name** and **Date of Birth** will be **Password** for making payment of School fee. (If Student's date of birth is 11-Apr-1980, the password for your fee portal shall be 11041980)

The screenshot shows the 'User Login' form on the website. The form has a white background and is set against a light green background. It contains the following elements:

- User Login** (Section Header)
- Username** (Label) with a text input field containing the placeholder text 'Enter your username...'
- Password** (Label) with a text input field containing the placeholder text 'Enter your password...'
- Forgot Password?** (Button)
- Login** (Button)

2. After Log In, Click on **Pay Due Fees.**

OSM : DAV MODEL SCHOOL, DURGAPUR Welcome XXXXX


Dashboard

Student's Name XXXXX

Father's Name XXXXXXXXXXXX

CLASS - SECTION

Last Absent Date



Session:

Last Paid Fees

₹ 0

Month:

[Pay Due Fees](#)

Paid Months

No Record!

₹ Misc Fee

[Pay Misc Fee](#)

Book Fee

[Pay Book Fee](#)

3. Select the **Month** and then Click on **Pay** to make payment.

OSM : DAV MODEL SCHOOL, DURGAPUR Welcome

Pay Online

Admission No	Student Name	Class	Father Name	Transport	Concession

APR MAY JUN JUL AUG SEP OCT NOV DEC JAN FEB MAR

Select Month

Month	IsPaid	Amount	ReceiptNo
APR	Due		

Pay Online

Admission No	Student Name	Class	Father Name	Transport	Concession

APR

Fee Head	Due Amount	Conc Amount	Bal Amount	Amount
PROVISIONAL ADMISSION CHARGES	XXXX	0	0	XXXX
MONTHLY FEE	XXXX	0	0	XXXX
Total:		0	0	XXXX
Net Total :- Rupees Eight Thousand Seven Hundred Fifty Only				XXXXXX

Month	IsPaid	Amount	ReceiptNo
APR	Due		

Note: Please do not pay for 2nd time in case of non generation of payment receipt instantly. Parents/ Students are requested to wait atleast for one more working day from the date of transaction. If still the problem exist, please contact your school for the missing payment before making any fresh payment.

[Click here](#)


4. After click on **Pay**, Select the **payment mode** (Credit Card/ Debit Card/ Net Banking), enter the details and click on **Make payment**.




XXXXXXXX

APR

Select a payment method

 **Credit/Debit Card**
 Visa, Mastercard, Maestro, Rupay

 **Netbanking**
 Pay with Internet Banking Account

 **UPI**
 Pay using BHIM, GPay and other UPI apps

Amount payable is

₹. XXXXXX

Pay with Credit/Debit Card

Card Number

Expiry Date

MM / YY

CVV

Cardholder's Name

Powered by 

Accept, process and disburse digital payments for your business.