



॥ ओ३म् ॥



# DAV PUBLIC SCHOOL, SAMANA

**(Senior Secondary)**

CBSE Affiliated (1630571)

**Under : DAV College Managing Committee, New Delhi**

Near Chak, Patran Road, Samana- 147101

Phone: 01764-221815, 9878144815

E-mail: [davsamana@gmail.com](mailto:davsamana@gmail.com), [davsamana@yahoo.com](mailto:davsamana@yahoo.com)

Website: [www.davsamana.org](http://www.davsamana.org)

## STUDY PLAN

**SESSION: 2023-24**



**CLASS: UKG**

Name \_\_\_\_\_

Section \_\_\_\_\_

Roll No. \_\_\_\_\_

Adm. No. \_\_\_\_\_

## Principal Message



**"Education is a shared commitment between dedicated teachers, motivated students and enthusiastic parents with high expectations"**

**Principal Mohan Lal Sharma**  
**Academician , Educationist, Scholar,**  
**Writer, Social Worker , Awardee**

### Dear Students

Today, the role of a school is not only to pursue academic excellence but also to encourage and empower its students to be lifelong learners, critical thinkers, and productive members of an ever-changing global society. More than a decade back, DAV SAMANA pledged to transform education. The school that is being run under the able stewardship of Honourable President **Dr. Punam Suri Ji** has earned its own position not only in Samana but also in its surrounding areas. At DAV, we provide an atmosphere to our students for multifaceted development, where children get such a platform which helps them to channelize their potential in the pursuit of excellence. This can only be possible in a holistic and student-centric environment.

The school is striving hard to make the best possible efforts to inculcate strong Vedic roots combining with academics and extra-curricular activities in the children. Transforming every individual into a self-reliant and independent citizen, the school provides an amalgam of scholastic and co-scholastic activities with International exposure. In our curriculum, the student is the primary focus and each child is involved in the learning process.

A new ray of hope has been generated by the introduction of – NEP 2020, a pristine document on education wherein emphasis is laid on technology. From the academic year 2022-23, the government will implement the first phase of NEP 2020. The new norms we have adapted to, the resilience we have developed will play a crucial role in applying the New Education Policy in a better way.

The parents are the most strengthening power in moulding the future of children. Their consistent support empowers us to do more and more. I pay my gratitude to them for their faith in us.

I am confident enough that the DAVIANS will make themselves stronger day by day, by adding a new leaf to the grandeur of the school.

**Blessings!!!**

**Principal Mohan Lal Sharma**

## STUDY PLAN - AN IMPORTANT TOOL

As we journey together, you may face many challenges and to enable you to overcome the obstacles we offer you this wonderful tool-Study Plan to make you familiar with the values and Academic Syllabi of the school. This will increase your awareness of how you study and you will become more confident. Therefore, make this planner a part of your schedule for getting success this year.

.....

### GREEN RULES

- ❖ Be kind, polite, helpful and aware of others' feelings.
- ❖ Try your best, work hard and learn from your own mistakes.
- ❖ Respect your educators.
- ❖ Make yourself presentable.
- ❖ Take responsibility for your education.
- ❖ Be organized.
- ❖ Don't be a distraction.
- ❖ Do the task with dedication.
- ❖ Be stick to your goals.

## GENERAL INSTRUCTIONS (FOR PARENTS)

- ❖ Parents are requested to co-operate with the school in its attempt to help towards their children's progress by paying attention to their regularity, punctuality and discipline.
- ❖ Constant vigilance on the part of the parents pays rich dividends. We earnestly recommend that parents should take interest in the daily activities of the children both inside and outside the school and check the diary daily for any notes from the teacher. Kindly attend all Parent-Teacher Meetings in the interest of your wards.
- ❖ If you have any suggestions regarding your ward's study, you are welcome to contact the Principal/ Supervisor/ Co-ordinator/Class Teacher/Subject Teacher during Parent-Teacher Meeting or with prior appointment with Principal/ Supervisor/ Co-ordinator between (9:00 a.m. to 10:00 a.m.).
- ❖ Parents are requested not to enter the class room either to see their wards or to seek interviews with the teachers during class hours. No half day/short leave will be given to the student.
- ❖ Unauthorized absence for 6 consecutive days renders the student liable to have his/her name struck off the rolls. Sick children should not be sent to the school for a test or an examination. Medical certificate may be sent along with an application on the same or the next day positively. Student will be fined Rs.10 per day, if the child remains absent for the consecutive two days.
- ❖ Children when suffering from infectious disease should not be sent to school to attend classes. The student is required to submit a fitness certificate from a Medical Practitioner / Doctor on joining.

- ❖ Any change of Residential / Official Address / Telephone Number should be notified to the class teacher and school office immediately.
- ❖ Ensure that the child maintains personal hygiene, has nutritious breakfast and diet and avoids eatables from roadside vendors.
- ❖ Students are not allowed to carry / use "Mobile Phones" within the school premises.
- ❖ As the medium of instruction in the school is English. So, children should be helped to follow their work easily and intelligently by a certain amount of regular conversation in English at home.
- ❖ As soon as the diary is issued, the parents should fill in all the required data and sign in the spaces provided.
- ❖ Parents should sign the school diary daily. Daily assignment, irregularity in
  - a) Completion of assignment
  - b) Bringing of Books.
  - c) Wearing proper uniform, or any other instruction and circulars given by school should be acknowledged by signing the diary at the respective spaces provided.
- ❖ Legitimated complaints should be brought to the knowledge of the Principal without delay.
- ❖ Please ensure that the child is sent neatly dressed. Nails should be trimmed regularly. Expensive jewellery and watches, nail polish and make up is not permitted.
- ❖ Encourage the children to participate in all curricular and co-curricular activities. This is very necessary for gaining self-confidence and self-satisfaction

## MODE OF EXAMINATION

1. The First Term examination will be held in the month of September and 2<sup>nd</sup> term will be held in December and Annual examination will be held in the month of February / March.
2. Grading System is in the paper of Drawing, Music / Dance, G.K., Naitik Shiksha, Health & Physical Education, Sanskrit.
3. A student must pass separately in both (Written+ Practical) exams.
4. Duration of each paper will be of three hours.

\*\*\*\*

## TEACHER SHOULD KEEP IN MIND

1. Use a variety of tools (Oral, Project work, Presentation, Questioning ).
2. Understand different learning styles and abilities.
3. Develop child's individual's skills, interests, attitudes and motivation.
  4. Monitor the changes taking place in a child's learning, behavior and progress over time.
5. Share the assessment criteria with the students.
6. Allow peer and self-assessment.
7. Give an opportunity to the students to improve themselves.
8. Use an "Indoor Voice" when speaking in the class.

## VALUE EDUCATION TOPIC FOR JUNIOR STUDENTS

### APRIL

#### Greet Everyone

- Wish your parents.
- Wish your teachers.
- Wish your friends.
- Wish your guests.

### MAY

#### Take Care of your Belongings

- Do not tear your books/ notebooks.
- Do not scribble on walls and tables.
- Keep your toys, books etc. at proper place.

### JUNE

#### Use of Magical Words

- Thank You
- Please
- Sorry
- Excuse Me
- Welcome

### JULY

#### Love Nature

- Do not waste water.
- Turn off water and electrical appliances when not in use.
- Do not pluck the flowers.
- Save trees.



## AUGUST

### National Pride and Patriotism

- Take pride in your country.
  - Respect the National Flag.
- Respect the National Anthem.

## OCTOBER

### Truthfulness and Honesty

- Always Speak the truth.
- Do not take away other's things.
- Do not cheat in test/  
examination.

## NOVEMBER

### Safety Prevents

- Walk on footpath.
- Use zebra crossing while crossing the road.
- Do not play near fire.
- Do not touch switches, electric wires and plugs.
- Do not take hands out of moving bus.
- Do not chase flying kites and balls on the road.

## DECEMBER

### Discipline and Punctuality

- Come to school in proper uniform and tidy hair.
- Always move in queue.
- Do not run/ shout in corridors.
- Always do your work on time.

## FEBRUARY

### Respect and Kindness

- Respect your elders.
- Respect people who help you(Community helpers).
- Be kind to poor.
- Be kind to animals.
- Do not hurt anyone.

## MARCH

### Sharing and Caring

- Share your things with others.
- Share your experiences with parents and teachers.
- Care for others feelings.
- Love your brother and sister.

### Remember

**GOD IS EVERYWHERE.**

**HAVE FAITH IN GOD.**

## UNIT - I (APRIL to AUGUST)

# ENGLISH

### OBJECTIVES :-

1. Our main aim is to develop basic communication skill in the students.
2. To enable the students to communicate with other people to express their own words and sentences.
3. To enable the students to read simple sentences with the help of phonetics.
4. To facilitate the students to take interest in English.

**Note :-** Practice worksheet is compulsory after completion of every concept.

### APRIL

<b>Listening Skill</b>	(i) 'a' vowel sound story	
<b>Speaking Skill</b>	(a) Conversation :	
	(i)	What is your name ?
	(ii)	In which class do you study ?
	(iii)	In which school do you study?
	(iv)	Who is your class-In-charge ?
<b>Reading Skill</b>	(a)	Reading with correct pronunciation 'a' vowel sound words (Page No. 1 to 8)
	(b)	Name the Picture Example Bat, Cat, Pan etc.
<b>Writing skill</b>	cursive (a to z) with proper formation	
	'a' vowel sound words	
<b>Integrated Activity Book</b>	Page No. 1 to 11	
<b>Activity</b>	(i)	Initial sound game (Curriculum Guidelines Page No. 64)
	(ii)	Let's talk [Child Craft Kit Page No. 52]
	(iii)	Phonic song

### May

<b>Listening Skill</b>	(i) 'a', 'e' vowel sound stories	
<b>Speaking Skill</b>	(a) Conversation :	
	(i)	Where do you live ?

	(ii)	How old are you ?
	(iii)	Composition - My Self
	(iv)	My School
<b>Reading Skill</b>	(a)	Reading with correct pronunciation 'e' vowel sound words (Page No. 9 to 18)
	(b)	Name the Picture Example Bat, Cat, Pan etc.
<b>Writing skill</b>		'e' vowel sound words
		Match the picture with name
		Name the Picture
<b>Integrated Activity Book</b>		Page No. 12 to 22
<b>Activity</b>	(i)	Catch me (Child Craft Kit Page No. 48
	(ii)	Memory game (Child Craft Kit Page No. 73)
	(iii)	Picture talk on 'a' vowel sound words

<b>Tool of Evaluation</b>	<b>Teaching aids</b>
Dictation, Oral and Written Test, Brain storming activities	Smart board, Word building, Blocks, Child Craft Kit

<b>JUNE</b>	<b>SUMMER VACATION</b>
-------------	------------------------

<b>JULY</b>	
<b>Listening Skill</b>	'a', 'e' vowel sound stories
<b>Speaking Skill</b>	(a) Conversation :-
	(i) How are you?
	(ii) What is the name of your Principal ?
	(iii) Where is your school situated ?
	(iv) How many students are there in your class?
	(b) Two-three sentences on shown objects like-pencil, bag etc.
	(c) Cleanliness
	(d) Story - The Grasshopper and the Ant
<b>Reading Skill</b>	(a) Reading with correct pronunciation Page No. 19 to 21
	(b) 'a' & 'e' vowel sound stories

<b>Writing skill</b>	(a)	a' & 'e' vowel sound words
	(b)	Correct the jumbled words
	(c)	Circle the Rhyming words
	(d)	Dictation
<b>Activity- Greetings</b>	1.	Use of Please, Thank you (Curriculum Guidelines Page No. - 69)
	2.	Roll call
	3.	Introduction in pairs
<b>Integrated Activity Book</b>	Page- 23 to 28	

<b>Tool of Evaluation</b>	<b>Teaching aids</b>
Group discussion, Oral and Written Test, Brain storming activities, Picture recognition	Books, Sound stories from Smart board, Flash cards, mentioned activities from Curriculum Guidelines

<b>AUGUST</b>		
<b>Listening Skill</b>	(a)	Differentiate between 'a' & 'e' vowel words
<b>Speaking Skill</b>	(a)	Self Introduction
	(b)	Cleanliness
	(c)	Story - The Grasshopper and the Ant
<b>Reading Skill</b>	(a)	Read own name
	(b)	Associates - 'a' & 'e' vowels pictures with name
<b>Writing skill</b>	(a)	'a' & 'e' vowel sound words
	(b)	Dictation
	(c)	Match the words with last same sound tap, map
<b>Activity</b>	1.	'Hear and Discriminate' from Child Craft Kit (Page No. 44)
	2.	Chit game
	3.	Find the odd one out Curriculum Guidelines Page No.-73 + <b>Revision</b>

<b>Tools of Evaluation</b>	<b>Teaching aids</b>
Group discussion, Oral and Written Test, Picture recognition, Dictation	Books, Flash Cards, E- Smart Board, Child Craft Kit, mentioned activities from Curriculum Guidelines

**SEPTEMBER****Assessment – 1****SPEAKING TOPICS****MYSELF**

1. My name is \_\_\_\_\_.
2. I am five years old.
3. I study in U.K.G. \_\_\_\_\_ class.
4. I study in DAV Public School Samana.
5. I live at \_\_\_\_\_.
6. All love me.

**My School**

1. I study in DAV Public School Samana.
2. It is situated at Samana.
3. It has one big library.
4. It has two computer labs.
5. It has one gym.
6. I like my school very much.

**CLEANLINESS**

1. Keep yourself and your surroundings clean.
2. Dress neatly
3. Brush your teeth twice a day.
4. Take a bath daily.
5. Trim your nails regularly.

**Story - The Grasshopper and the Ant**

One summer a lazy grasshopper laughed at the Ants who were collecting food for winter. The Grasshopper always ate and sang. When winter came the Grasshopper found no food to eat. He asked the Ants for food but they all laughed at him.

Moral – Do work in time.

**MATHEMATICS****OBJECTIVES :-**

1. Our main objective is to develop cognitive or intellectual skill.
2. To enable the children to make simple comparisons, recognize plain and solid shapes.
3. Arrange objects in sequence and perform simple operations on addition and subtractions.

<b>APRIL</b>	
<b>Counting</b>	1 to 50
<b>Missing Numbers</b>	1 to 50
<b>Count And Write</b>	1 to 20
<b>Book Pages</b>	1 to 18
<b>Shape</b>	Circle
<b>What comes after , between</b>	1 to 20
<b>Activity</b>	(i) Comparisons (Page No. 27 of Curriculum Guidelines)
	(ii) Pre -Number Concepts (Page no. 73 of Curriculum Guidelines)
	(iii) Shapes (Page No. 27 of Curriculum Guidelines)
<b>Concept</b>	Big /Small

<b>MAY</b>	
<b>Counting</b>	51 to 100
<b>Missing Numbers</b>	1 to 50
<b>Count And Write</b>	1 to 20
<b>Dictation</b>	1 to 100
<b>Book Pages</b>	19 to 36
<b>Shape</b>	Triangle
<b>What comes after , between</b>	1 to 30
	(i) Sequencing (Page no. 74 of Curriculum Guidelines)
	(ii) Who is Missing (Page no. 79 of Curriculum Guidelines)
<b>Concept</b>	Tall/ Short

<b>Tools of Evaluation</b>	<b>Teaching aids</b>
Worksheets, Green Board Test, Verbal Counting	Abacus, Charts, Number Cards, E- Smart Board, Child Craft Kit, Classroom Objects

<b>JUNE</b>	Summer Vacation
-------------	-----------------

<b>JULY</b>	
<b>Counting</b>	1 to 100
<b>What comes After ,Before</b>	1 to 30
<b>What comes Between</b>	1 to 30
<b>Backward Counting</b>	50 to 1
<b>Addition Sums</b>	0-9 (Single Digit)

<b>Dictation</b>	1 to 100	
<b>Book Pages</b>	37 to 43	
<b>Shape</b>	Square	
<b>Table</b>	1 and 2	
<b>Activity</b>	(i)	Tippy Tippy Tap
	(ii)	Fire in the Mountain
	(iii)	Who is missing ? (Page no. 79 of Curriculum Guidelines)

<b>Tools of Evaluation</b>	<b>Teaching aids</b>
Worksheets, Green Board Test, Verbal Counting	Shape cards, Number cards, E- Smart board, Child Craft Kit, Classroom Objects, Test

<b>AUGUST</b>		
Counting	1 to 100	
What comes After ,Before	1 to 30	
What comes Between	1 to 30	
Backward Counting	50 to 1	
Addition Sums	0-9 (Single Digit)	
Dictation	1 to 100	
Missing Numbers	1 to 50	
Shape	Rectangle	
Table	1 and 2	
Activity	(i)	Musical Island (Page No. 75 of Curriculum Guidelines)
	(ii)	Passing the Parcel (Page no. 72 of Curriculum Guidelines) + <b>Revision of whole syllabus</b>

<b>Tool of Evaluation</b>	<b>Teaching aids</b>
Worksheets, Green Board Test, Verbal Counting	Shape cards, Number cards, E- Smart board, Child Craft Kit, Classroom Objects

<b>SEPTEMBER</b>	<b>Assessment – 1</b>
------------------	-----------------------



उद्देश्य

1. वद्या र्थों को उनकी मौ लक भाषा में सामान्य बातचीत समझने योग्य बनाना |
2. वद्या र्थों को सामान्य वाक्य और प्रश्न समझने योग्य बनाना |
3. वद्या र्थों को दो ,तीन ,चार अक्षरों के शब्द तथा आ की मात्रा के शब्दों में अंतर समझने योग्य बनाना |
4. शब्दावली में वृद् ध करना |
5. वद्या र्थों को स्वर ,व्यंजन तथा शब्द लखने योग्य बनाना |

अप्रैल		
श्रवण / पाठन		
कहानी	(क)	झूठा गडरिया
बाल माधुरी	(ख)	पृष्ठ 1 से 10
शब्द अभ्यास	(ग)	पृष्ठ 1 से 8
वाचन	(क)	आपका क्या नाम है?
	(ख)	आप किस कक्षा में पढ़ते हो?
	(ग)	आप किस विद्यालय में पढ़ते हो?
	(घ)	आप कहाँ रहते हो?
लेखन	(क)	स्वर अ से अ:
	(ख)	व्यंजन क से ज्ञ
	(ग)	दो अक्षरों का जोड़
गतिविधि	(क)	Recognition & Reading (Page No. 70 from Curriculum Guidelines)
	(ख)	Find my Partner from Child Craft Kit Page No. 54.
मूल्यांकन के ढंग		सहायक सामग्री
लिखित एवं मौखिक परीक्षण, पुस्तक पढ़ना, कार्य प्रपत्रा		फलैश कार्ड एवं पुस्तकें
मई		
श्रवण / पाठन		
कहानी	(क)	झूठा गडरिया
बाल माधुरी	(ख)	पृष्ठ 11 से 23

शब्द अभ्यास	(ग)	पृष्ठ 9 से 14
वाचन	(क)	आपके प्रधानाचार्य का क्या नाम है?
	(ख)	आपकी अध्यापिका का क्या नाम है?
	(ग)	सप्ताह में कितने दिन होते हैं
	(घ)	अपना परिचय पाँच पक्तियों में दीजिए?
लेखन	(क)	दो अक्षरों के शब्द
	(ख)	पहली ध्वनि से शब्द बनाओ।
	(ग)	चित्र देखकर घेरा लगाओ।
	(छ)	चित्र का नाम से मिलान करो।
गतिविधि	(क)	Role play & Be quick game from Curriculum Guidelines (Page No. 22)
	(ख)	Catch me from Child Craft Kit (Page no. 48)
<b>मूल्यांकन के ढंग</b>		<b>सहायक सामग्री</b>
लिखित एवं मौखिक परीक्षण, पुस्तक पढ़ना, कार्य प्रपत्रा		फलैश कार्ड एवं पुस्तकें

<b>जून</b>	<b>ग्रीष्मावकाश</b>
------------	---------------------

<b>जुलाई</b>		
श्रवण / पाठन		
कहानी	(क)	झूठा गडरिया
बाल माधुरी	(ख)	पृष्ठ 24 से 27
शब्द अभ्यास	(ग)	पृष्ठ 15 से 18
वाचन	(क)	फलों के नाम बताओ।
	(ख)	आपकी माता जी का क्या नाम है?
	(ग)	आपके पिता जी का क्या नाम है?
लेखन	(क)	समान लय वाले शब्दों पर घेरा लगाओ।
	(ख)	शब्द शुद्ध करो।
	(ग)	सरल वाक्य
	(घ)	रिक्त स्थान भरो।
गतिविधि	(क)	Word Fountain

		(Page No. 25 from Curriculum Guidelines)
	(ख)	Catch me (Child Craft Kit Page No. 48)
<b>मूल्यांकन के ढंग</b>		<b>सहायक सामग्री</b>
चित्र देखकर पढ़ना, श्रुतलेख, कार्य प्रपत्र,		फलैश कार्ड, पाठ्य पुस्तक, दृश्यात्मक सामग्री, ई-स्मार्ट बोर्ड

<b>अगस्त</b>		
श्रवण / पाठन		
कहानी	(क)	झूठा गडरिया
बाल माधुरी	(ख)	पृष्ठ 28 से 36
शब्द अभ्यास	(ग)	पृष्ठ 19 से 22
वाचन	(क)	सब्जियों के नाम बताओ।
	(ख)	अंगों के नाम बताओ।
	(ग)	आप कहाँ रहते हो?
लेखन	(क)	दो अक्षरों के शब्द
	(ख)	चित्र देखकर नाम लिखो।
	(ग)	चित्र का नाम से मिलान करो।
	(घ)	श्रुतलेख
गतिविधि	(क)	Ladder Game (Page no. 23 from Curriculum Guidelines)
	(ख)	Picture Talk (Page No. 60 from Curriculum Guidelines)
<b>मूल्यांकन के ढंग</b>		<b>सहायक सामग्री</b>
चित्र देखकर पढ़ना, श्रुतलेख, कार्य प्रपत्र,		फलैश कार्ड, पाठ्य पुस्तक, दृश्यात्मक सामग्री, ई-स्मार्ट बोर्ड
<b>सितम्बर</b>		करवाए गए पाठ्यक्रम की दोहराई + मूल्यांकन 1

### कहानी झूठा गडरिया

एक गडरिये का था बालक, बहुत बुरी थी उसकी आदत। भेड़ चराने जंगल जाता, झूठ-मूठ में वह चिल्लाता। देखो देखो भेड़िया आया, इसने मेरा भेड़ चुराया। लोग दौड़कर जब थे आते, उसे मजे में हंसता पाते। पर सचमुच जब भेड़िया आया, तब वह मूर्ख बहुत चिल्लाया। पर सब उसको झूठा जान, बैठे रहे सब चुप्पी तान भेड़िया भेड़ लेकर भागा, तब बहुत पछताया अभाग। झूठ बोलते जो बच्चे, लोग न उनको समझते अच्छे। है खोते सबका विश्वास, पछताते होकर निराश।

**शिक्षा :-** झूठ मत बोलो, कोई भी झूठे लोगों पर विश्वास नहीं करता।

### मेरा परिचय

- मेरा नाम.....है।
- मैं पाँच वर्ष का/ की हूँ।
- मैं यू.के.जी. में पढ़ता/पढ़ती हूँ।
- मैं डी.ए.वी. पब्लिक स्कूल समाना में पढ़ता/पढ़ती हूँ।
- मैं.....शहर/गांव में रहता/रहती हूँ।
- मेरा मनपसंद फल.....है।
- सब मुझे बहुत प्यार करते हैं।  
धन्यवाद।


**GENERAL KNOWLEDGE**
**OBJECTIVES :-**

1. To enable the child to know about surroundings.
2. To develop thinking skills.
3. To extend the knowledge of animal life.
4. To develop awareness about road safety and simple traffic rules.
5. To sharpen the sensory discrimination.
6. To perform simple experiments.
7. To classify food in various sub groups / fruits, vegetables and grains.

Tools of Evaluation	Teaching Aids
Oral testing , Identification of objects and pictures , Oral Questioning , Group Discussion	Charts , Smart Board , Text Books, Real Objects.

<b>APRIL</b>	
<b>Name and Recognize</b>	Page No. 3 to 5
<b>Topics</b>	The Family , Keeping Clean , Kitchen Articles, Our Food
<b>Conversation</b>	1. How many members are there in your family ?
	Ans. There are _____ members in my family.
	2. What do you use to wipe your body after taking bath?
	Ans. I use towel to wipe my body.
	3. What do you use to cut the vegetables?
	Ans. I use knife to cut the vegetables.
	4. What is known as perfect food?
	Ans. Milk is known as perfect food.
<b>Morning Prayer</b>	
<b>Activity</b>	1. What is missing game (Page No. 37 from Curriculum Guidelines)
2. Food (Making of Salad, Sprouts etc)	

<b>MAY</b>	
<b>Name and Recognize</b>	Page No. 6 to 10
<b>Topics</b>	Parts of the Body, Things we wear , In the classroom , Keeping Healthy
<b>Conversation</b>	1. Which body part help you in chewing food?
	Ans. Teeth help us in chewing food.
	2. Name any two clothes worn in winter season.
	Ans. Sweaters and jackets are worn in winter season.
	3. Why do we use duster?
	Ans. We use duster to clean the green board.
	4. Who cures sick people?
	Ans. Doctor cures sick people.
<b>Lunch Prayer</b>	
<b>Activity</b>	1. Body Quiz 2. People who help us 3. Healthy and Unhealthy food

<b>JUNE</b>	Summer Vacation
-------------	-----------------

<b>JULY</b>	
<b>Name and Recognize</b>	Page No. 11 to 16
<b>Topics</b>	Domestic Animals , Wild Animals , Water Animals, Insects, Indoor Games, Outdoor Games
<b>Conversation</b>	1. Which animal gives us milk?
	Ans. Cow/ buffalo gives us milk.
	2. Who is known as king of forest?
	Ans. Lion is known as king of forest.
	3. Which fish is your friend ?
	Ans. Dolphin is our friend.
	4. Name the insect that gives us honey?
	Ans. Honey bee gives us honey.
	5. Name any two indoor games.
	Ans. Ludo and Chess are indoor games.
	6. Which is India's National game ?
	Ans. Hockey is India's National game.

<b>Morning Prayer and Lunch Prayer</b>	
<b>Activity</b>	Visit to School Family photograph collage Role Play Water Play

<b>AUGUST</b>	<b>Revision of Whole Syllabus</b>
---------------	-----------------------------------

<b>SEPTEMBER</b>	<b>Assessment - 1</b>
------------------	-----------------------

### Lunch Prayer

Thank you God for the world so sweet,  
Thank you God for the food we eat  
Thank you God for the birds that sing  
Thank you God for everything

### Morning Prayer

God Bless Mummy , Daddy too  
God Bless me and God bless you,  
God Bless everyone, God Bless



### OBJECTIVES :-

1. Our main aim is to develop creative art in the students.
2. To enable the students to develop hand eye coordination.
3. To enable the students to express individually.
4. To enable the students to use imagination with art material.
5. To enable the students to work confidently with a variety of material.

<b>Tools of Evaluation</b>	<b>Teaching Aids</b>
Creativity , neatness , colouring , drawing , interest, Time taken to do the activity, completion of work	Craft paper , decorative material , Colours , Pencil , Eraser , Fun with Colours , Painting Colours , Brushes, Clay

<b>APRIL</b>	
<b>Fun with colour</b>	Page No. 1 to 3
<b>Drawing File</b>	Draw tools used by ' people who help us'.
<b>Activity</b>	1. Scribbling on a sheet (Free hand drawing)
	2. Hand Printing
<b>MAY</b>	
<b>Fun with colour</b>	Page No. 4 to 7
<b>Drawing File</b>	Draw healthy and unhealthy food
<b>Activity</b>	1. Clay molding
	2. Magic Painting / Wax painting

<b>JUNE</b>	Summer Vacation
-------------	-----------------

<b>JULY</b>	
<b>Fun with colour</b>	Page No. 8 to 10
<b>Drawing File</b>	Draw sources of water
<b>Activity</b>	1. Me and my family
	2. Tearing and Pasting

<b>AUGUST</b>	
<b>Activity</b>	Flag making + <b>Revision of whole syllabus</b>

<b>SEPTEMBER</b>	<b>Assessment - 1</b>
------------------	-----------------------



### **OBJECTIVES :-**

1. To enable the children to use large and small muscles with confidence.
2. To enable them to interact with natural world in a positive way.
3. To encourage maximum development of large and small muscles as per inherent potential.

Tools of Evaluation	Teaching Aids
Stamina, Team spirit, Health cleanliness, Activeness and Attentiveness	Ball, Music System

<b>APRIL</b>	(1)	Ball Activities- Kick, Catch and Throw
	(2)	Simple race/ Hop race
	(3)	Walk on a straight line

<b>MAY</b>	(1)	P.T. Exercise-1,2
	(2)	Group game- Farmer in the den

<b>JUNE</b>	Summer Vacation	
-------------	-----------------	--

<b>JULY</b>	(1)	Standing position
	(2)	Passing the parcel
	(3)	Activity- Tug of war

<b>AUGUST</b>	(1)	Ball activities - Kick, Throw and Catch
	(2)	Meditation
	(3)	Standing position
	(4)	PT. Exercise -1, 2

<b>SEPTEMBER</b>	<b>Assessment - 1</b>
------------------	-----------------------



## OBJECTIVES :-

1. To develop social skills by playing musical games.
2. To give them a chance to express joy and other emotions.
3. To develop large muscle co-ordination.
4. To co-ordinate thinking with action.



Tools of Evaluation	Teaching Aids
Interest , Body Movement , Expression , Recitation , Gestures	Sound System , Demonstration, CD, DVD

**Note :** Teacher will take daily practice of the following topics during Morning Assembly.

1.	Recitation of Gayatri Mantra
2.	Mool Mantra
3.	Shabad - Jo Mange Thakur Apne Se (Four Lines)
4.	Prarthna - Saraswati Vandana (Six Lines)
5.	Rhymes - Month Wise

<b>APRIL</b>	1.	Good Night
	2.	छोटे बच्चे
<b>Activity</b>	Making up songs / Dramatic Play (Page No. 41 from Curriculum Guidelines)	
<b>MAY</b>	1.	Traffic Lights
	2.	गर्मी आती है
<b>Activity</b>	Singing Songs / Rhymes (Page No. 41 from Curriculum guidelines)	

<b>JUNE</b>	Summer Vacation
-------------	-----------------

<b>JULY</b>	1.	Cobbler
	2.	My Life
	3.	हे माँ तुम्हें प्रणाम
	4.	पानी
<b>Activity</b>	Musical Instruments (Page No. 41 from Curriculum Guidelines)	

<b>AUGUST</b>	Revision of Whole Syllabus
---------------	----------------------------

**Note :** Side by side learning of National Anthem and DAV Gaan

<b>SEPTEMBER</b>	Assessment - 1
------------------	----------------

सरस्वती वन्दना

हे शारदे माँ , हे शारदे माँ  
 अज्ञानता से हमें तार दे माँ ।  
 तू स्वर की देवी ये संगीत तुझसे  
 हर शब्द तेरा है, हर गीता तुझसे  
 हम हैं अकेले, हम हैं अधूरे  
 तेरी शरण हम , हमें प्यार दे माँ  
 हे शारदे माँ , हे शारदे माँ

जो मांगे ठाकुर

जो मांगे ठाकुर अपने ते सोई  
 सोई देवे  
 नानक दास मुख ते जो बोले  
 ईहा उहा सच होवय  
 चतुर दिशा कीनो बल अपना  
 सर ऊपर कर धारयो  
 करपा कटाख अवलोकन कीनो  
 दास का दुःख बिदारयो

मूल मंत्र

ੴ ਸਤਿ ਨਾਮੁ ਕਰਤਾ ਪੁਰਖੁ ਨਿਰਭਉ  
 ਨਿਰਵੈਰੁ ਅਕਾਲ ਮੂਰਤਿ ਅਜੂਨੀ ਸੈਭੰ  
 ਗੁਰ ਪ੍ਰਸਾਦਿ ॥  
 ॥ ਜਪੁ ॥  
 ਆਦਿ ਸਚੁ ਜੁਗਾਦਿ ਸਚੁ ॥  
 ਹੈ ਭੀ ਸਚ ਨਾਨਕ ਹੋਸੀ ਭੀ ਸਚ ॥੧॥


**FIRST TERM BLUE PRINT**

<b>ENGLISH</b>	
<b>Sr.No.</b>	<b>Contents</b>
1.	Uniform
2.	Discipline
3.	Condition of Books
4.	Composition 1.Myself 2. Story – The Grasshopper and the Ant
5.	Story ‘a,e’ vowel sound
6.	Book Reading & Picture Recognition
7.	Basic Conversation + Cleanliness / My School

<b>हिंदी</b>	
<b>Sr.No.</b>	<b>Contents</b>
1.	Uniform
2.	Condition of book
3.	Discipline
4.	मौ खक प्रश्न / अपना परिचय
5.	पुस्तक पढ़ना / अंगों के नाम
6.	कहानी ‘झूठा गडरिया’
7.	फलों के नाम /सब्जियों के नाम

<b>GENERAL KNOWLEDGE</b>	
<b>Sr.No.</b>	<b>Contents</b>
1.	Uniform
2.	Discipline
3.	Condition of Books
4.	Prayer(Morning & Lunch)
5.	Conversation
6.	Name any 5(Parts of body, classroom objects, indoor/outdoor games)
7.	Name any 5(Domestic/wild animals/ Birds /water animals)
8.	Recognition of Pictures & Articles

<b>MUSIC AND DANCE</b>	
<b>Sr.No.</b>	<b>Contents</b>
1.	Uniform
2.	Discipline
3.	Recitation of Gayatri Mantra / Mool Mantra
4.	Prarthna / Shabad
5.	One Rhyme in Hindi(LIVE)
6.	One Rhyme in English (LIVE)
7.	Action with Hindi Rhyme(CD)
8.	Action with English Rhyme(CD)

<b>MATHEMATICS</b>	
<b>Sr.No.</b>	<b>Contents</b>
1.	Uniform
2.	Discipline
3.	Condition of Books
4.	Concepts(Big/small, Tall/short)
5.	Recognition of shapes
6.	Mental Ability(Simple addition (0-9)+ after/before)
7.	Table (1,2)
8	Verbal Counting

<b>HEALTH &amp; PHYSICAL EDUCATION</b>	
<b>Sr.No.</b>	<b>Contents</b>
1.	Uniform
2.	Discipline
3.	Ball Activities – Kick, Catch and Throw
4.	P. T. Exercise 1 & 2
5.	Simple Race / Hop Race

## UNIT - II (OCTOBER TO DECEMBER)



<b>OCTOBER</b>	
<b>Listening Skill</b>	'i' vowel sound story
<b>Speaking Skill</b>	Conversation :
	(i) What is the name of your father?
	(ii) What is the name of your mother?
	(iii) Where is your school?
	(b) Composition - My Mother
<b>Reading Skill</b>	(a) Reading with correct pronunciation 'i' and 'o' vowel sound words (Pages 22 to 33)
<b>Writing Skill</b>	(a) 'i' vowel sound words
	(b) 'o' vowel sound words

	(c)	Name the picture
	(d)	Circle the Rhyming words
<b>Integrated Activity Book</b>		Pages 29 to 44
<b>Activity</b>	1.	Be quick from Child Craft Kit (Page No. 56)
	2.	Catch me (Child Craft Kit Page No. 48)
	3.	Rhyme time (Curriculum Guidelines Page No. 81)

<b>Tool of Evaluation</b>	<b>Teaching aids</b>
Oral questioning, Picture Talk, Group Discussion, Dictation	E -Smart board, Puppets, Charts, Worksheets

<b>NOVEMBER</b>		
<b>Listening Skill</b>	(a)	'i' vowel sound story
<b>Speaking Skill</b>	(a)	Conversation :-
	(i)	What is your father?
	(ii)	What is your mother?
	(iii)	When is your birthday?
	(b)	Composition- Table Manners
<b>Reading Skill</b>	(a)	Reading with correct pronunciation (Page No. 34 to 50)
	(b)	'u' vowel sound words
<b>Writing skill</b>	(a)	'u' vowel sound words
	(b)	Name the picture
	(c)	Match the picture
	(d)	Circle the Rhyming words
	(e)	Fill ups
	(f)	Change the Number
	(g)	Correct the word tab - bat
<b>Integrated Activity Book</b>		Pages 45 to 62
<b>Activity</b>	(i)	Role play (Curriculum Guidelines Page No. 10)
	(ii)	Picture talk (Child Craft Manual Page No. 69)
	(iii)	Odd one out

(Curriculum Guidelines Page No. 73)

**Tool of Evaluation**

Oral questioning, Picture Talk, Group Discussion, Dictation

**Teaching aids**

E -Smart board, Charts, Worksheets, Child Craft Kit , Mentioned activities from Curriculum Guidelines

**DECEMBER****REVISION + ASSESSMENT- 2****My Mother**

1. My mother's name is \_\_\_\_\_.
2. She is a home maker/teacher.
3. She takes care of me.
4. She loves me very much.
5. May she live long !

**Table Manners**

1. Wash your hands before and after meal.
2. Spread your napkin on the table.
3. Eat with your mouth closed.
4. Don't talk while eating.
5. Fold your napkin and keep it in bag
6. Use fork or spoon while eating.


**MATHEMATICS**
**Objectives:-**

1. Our main objective is to develop cognitive or intellectual skill.
2. To enable the children to make simple comparisons, recognize plain and solid shapes.
3. Arrange objects in sequence and perform simple operations on addition and subtraction.

**OCTOBER****Counting**

101 to 150

**Missing Numbers**

1 to 100

**Number Names**

1 to 10

**Sums of Addition**

2 Digits (Without carry)

**Dictation**

101 to 150

Book Pages	44 to 54	
Table	3	
Activity	a)	Number line
	b)	Find My Partner (Page no. 75 of Curriculum Guidelines)

Tools of Evaluation	Teaching aids
Worksheets, Green Board Test, Verbal Counting, Written Test	Shape cards, Number cards, E- Smart board, Child Craft Kit, Classroom Objects.

<b>NOVEMBER</b>	
<b>Counting</b>	101 to 150
<b>What comes After ,Before</b>	1 to 50
<b>Number Names</b>	1 to 10
<b>Sums of Addition</b>	2 Digits (Without carry)
<b>Dictation</b>	101 to 150
<b>Shapes</b>	Circle, Triangle
<b>Book Pages</b>	55 to 70
<b>Table</b>	3
<b>Activity</b>	Number Lotto (Page no. 76 of Curriculum Guidelines)
<b>Concept</b>	Fat / Thin, Long/Short

Tools of Evaluation	Teaching aids
Worksheets, Green Board Test, Verbal Counting, Written Test	Shape cards, Number cards, E- Smart board, Child Craft Kit, Classroom Objects.

<b>DECEMBER</b>	<b>REVISION + ASSESSMENT - 2</b>
-----------------	----------------------------------

# हिन्दी

## उद्देश्य

1. वद्या र्थों को उनकी मौ लक भाषा में सामान्य बातचीत समझने योग्य बनाना ।
2. वद्या र्थों को सामान्य वाक्य और प्रश्न समझने योग्य बनाना ।
3. वद्या र्थों को दो ,तीन ,चार अक्षरों के शब्द तथा आ की मात्रा के शब्दों में अंतर समझने योग्य बनाना ।
4. शब्दावली में वृद् ध करना ।
5. वद्या र्थों को स्वर ,व्यंजन तथा शब्द लखने योग्य बनाना ।

अक्तूबर		
श्रवण ६ पाठन		
कहानी	(क)	दो बिल्लियाँ और बन्दर
बाल माधुरी	(ख)	पृष्ठ 37 से 46
शब्द अभ्यास	(ग)	पृष्ठ 23 से 30
वाचन	(क)	गाँधी जयन्ती पर किसका जन्मदिन होता है?
	(ख)	आपके देश का क्या नाम है?
	(ग)	त्योहारों के नाम
	(घ)	मेरी अध्यापिका पर पांच वाक्य सुनाएँ।
लेखन	(क)	तीन अक्षरों के शब्द
	(ख)	चार अक्षरों के शब्द
	(ग)	आ की मात्रा के शब्द
	(घ)	चित्र देखकर नाम लिखो।
	(ङ)	चित्र का नाम से मिलान करो।
गतिविधि	(क)	Island Game Page No. 20 from Curriculum Guidelines
	(ख)	जोड़ो तो जानो (From Child craft kit)
मूल्यांकन के ढंग		सहायक सामग्री
चित्र देखकर पढ़ना, श्रुतलेख, कार्यप्रपत्र,		फलैश कार्ड, पाठ्य पुस्तक, दृश्यात्मक सामग्री, ई-समार्ट बोर्ड

नवम्बर		
श्रवण ६ पाठन		
कहानी	(क)	दो बिल्लियाँ और बन्दर



बाल माधुरी	(ख)	पृष्ठ 47 से 53
शब्द अभ्यास	(ग)	पृष्ठ 31 से 37
वाचन	(क)	बाल दिवस कब मनाया जाता है?
	(ख)	झंडे में कितने रंग होते हैं?
	(ग)	पेड़ों से हमें क्या मिलता है?
लेखन	(क)	चार अक्षरों के शब्द
	(ख)	सब्जियों के नाम
	(ग)	शब्द शुद्ध करो
	(घ)	श्रुतलेख
गतिविधि	(क)	Word Fountain (Page No. 25 from Curriculum Guidelines)
	(ख)	Lets talk from Child Craft Kit Page No. 52
<b>मूल्यांकन के ढंग</b>		<b>सहायक सामग्री</b>
चित्र देखकर पढ़ना, श्रुतलेख, कार्य प्रपत्र,		फलैश कार्ड, पाठ्य पुस्तक, दृश्यात्मक सामग्री, ई-समार्ट बोर्ड

दिसम्बर

सारे पाठ्यक्रम की दोहराई + मूल्यांकन - 3

**कहानी दो बिल्लियाँ और बन्दर**

एक बार दो बिल्लियों को रोटी का टुकड़ा मिला। दोनों उसे लेकर झगड़ने लगी। एक बन्दर उनको देख रहा था और बोला, "लाओ मैं तुम्हारा टुकड़ा बराबर बाँट दूँ।" बिल्लियों ने अपना टुकड़ा उसको दे दिया। बन्दर ने रोटी के दो हिस्से किए और कहा, ये टुकड़ा थोड़ा सा बड़ा है इसमें से थोड़ा सा मैं खा लेता हूँ। फिर बोला- "अब ये टुकड़ा बड़ा है, मैं खा लेता हूँ।" ऐसे करते करते वह सारी रोटी का टुकड़ा खा गया और बिल्लियाँ देखती रह गईं।

**शिक्षा** - आपसी झगड़ें में अपना ही नुकसान होता है।

**मेरी अध्या पका**

1. मेरी अध्या पका का नाम श्रीमती / कुमारी है।
2. वह हमेशा सच बोलती हैं।
3. वह बच्चों को बहुत प्यार से पढ़ाती हैं।
4. वह हमें बहुत अच्छी बातें सीखाती हैं।
5. मुझे अपनी अध्या पका बहुत पसंद हैं।


**GENERAL KNOWLEDGE**

<b>Tools of Evaluation</b>	<b>Teaching Aids</b>
Oral testing , Identification of objects and pictures , Oral Questioning , Group discussion	Charts , Smart Board, Text Books, Real Objects

<b>OCTOBER</b>	
<b>Name and Recognize</b>	Page No. 17 to 21
<b>Topics</b>	Birds, Flowers, Vegetables, Fruits, Opposites
<b>Conversation</b>	1. Which bird can see in the darkness?
	Ans. Owl can see in the darkness
	2. Which flower is named after sun?
	Ans. Sunflower is named after sun.
	3. Name any two leafy vegetables.
	Ans. Spinach and cabbage are leafy vegetables.
	4. Name any two juicy fruits.
	Ans. Apple and orange are juicy fruits.
<b>Morning Prayer and Lunch Prayer</b>	
<b>Activity</b>	<ol style="list-style-type: none"> <li>1. Visit to school garden.</li> <li>2. Transport Game</li> <li>3. Animals and Birds (Collage Work)</li> <li>4. Visit to Temple</li> <li>5. Visit to traffic training park</li> </ol>

<b>NOVEMBER</b>	
<b>Name and Recognize</b>	Page No. 22 , 23, 28, 31
<b>Topics</b>	Colours, Festivals, Our Helpers, Building, Action Words
<b>Conversation</b>	1. How many colours are there in our national flag?
	Ans. There are three colours in our national flag.
	2. Name the festival of lights.
	Ans. Diwali is the festival of lights.
	3. Who guards our country?
	Ans. Soldiers guard our country.

	4.	Where do Hindus go to pray?
	Ans.	Hindus go to temple to pray.
<b>Morning Prayer and Lunch Prayer</b>		
<b>Activity</b>		<ol style="list-style-type: none"> <li>1. Role Play on Helpers</li> <li>2. Filling a Balloon with Air-water</li> <li>3. Candle Experiment</li> <li>4. Germination of seed</li> <li>5. Collection of Leaves(Collage work)</li> </ol>
<b>DECEMBER</b>		<b>Revision of whole syllabus + Assessment - 2</b>



## VISUAL ART

Tools of Evaluation	Teaching Aids
Observation , neatness ,drawing, creativity interest , imagination	Decorative material , Paper plates Colours etc.

<b>OCTOBER</b>	
<b>Fun with colour</b>	Page No. 11 to 14
<b>Drawing File</b>	Draw Dussehra Scene, Draw modes of transport
<b>Activity</b>	Craft Work – Paper mask Clay molding
<b>NOVEMBER</b>	
<b>Fun with colour</b>	Page No. 15 to 17
<b>Drawing File</b>	Draw Diwali Scene, Parts of a plant
<b>Activity</b>	Collage work (things we get from plants)
<b>DECEMBER</b>	<b>Revision of All Syllabus + Assessment 2</b>

## Health and Physical Education

Tools of Evaluation	Teaching Aids
Stamina, Team spirit, Health cleanliness, Activeness and Attentiveness	Ball, Music System, Blocks

OCTOBER	
	(1) Buttoning of shirt
	(2) P.T. Exercise - 3, 4
	(3) Ball at the Target

NOVEMBER	
	(1) Correct Posture
	(2) P.T. Exercise - 3, 4

## MUSIC / DANCE

**Note :** Teacher will take daily practice of the following topics during Morning Assembly.

1.	Recitation of Gayatri Mantra
2.	Mool Mantra
3.	Prarthna – ऐ मा लक तेरे बन्दे हम ( Eight Lines)
4.	Rhymes – Month Wise

Tools of Evaluation	Teaching Aids
Interest , Body Movement , Expression , Recitation , Gestures	Sound System ,Demonstration, CD, DVD

<b>OCTOBER</b>	1.	Out in the garden
	2.	Policeman
	3.	दिवाली
<b>Activity</b>	Recorded Music (Page No. 42 from Curriculum Guidelines)	

<b>NOVEMBER</b>	1.	Water
	2.	Fruit Seller
	3.	मोर
<b>Activity</b>	Musical Islands	

<b>DECEMBER</b>	<b>Revision of whole Syllabus and + Assessment - 2</b>
-----------------	--

### ऐ मा लक तेरे बन्दे हम

ऐ मा लक तेरे बन्दे हम  
 ऐसे हों हमारे करम  
 नेकी पर चलें और बदी से टलें  
 ता क हंसते हुए निकले दम  
 ये अँधेरा घना छा रहा  
 तेरा इंसान घबरा रहा  
 हो रहा बेखबर , कुछ न आता नज़र  
 सुख का सूरज छिपा जा रहा  
 है तेरी रोशनी में जो दम  
 तू अमावस को कर दे पूनम  
 नेकी पर चलें और बदी से टलें  
 ता क हंसते हुए निकले दम ..

## SECOND TERM BLUE PRINT

### (Oral / Practical)

<b>ENGLISH</b>		<b>Hindi</b>	
Sr.No.	Contents	Sr.No.	Contents
1.	Uniform	1.	Uniform
2.	Discipline	2.	Condition of book
3.	Condition of Books	3.	Discipline
4.	Composition 'My Mother'	4.	त्योहारों के नाम/ मौ खक प्रश्न
5.	Story 'i vowel story'	5.	कहानी 'दो बिल्लियाँ और बंदर
6.	Book Reading & Picture Recognition	6.	मेरी अध्या पका
7.	Basic Conversation / Table Manners	7.	पुस्तक द्वारा चत्र पहचान /पुस्तक पढ़ना

<b>MATHEMATICS</b>	
Sr.No.	Contents
1.	Uniform
2.	Discipline
3.	Condition of Book
4.	Concepts (Long / Short, Fat / Thin)
5.	Recognition of Shapes
6.	Mental Ability (Addition on Finger + After, Before)
7.	Table of 3
8.	Verbal Counting(101 to 150)

**GENERAL KNOWLEDGE**

Sr.No.	Contents
1.	Uniform
2.	Discipline
3.	Condition of Books
4.	Prayer(Morning & Lunch)
5.	Conversation: Question/answer
6.	Name any 5(Ask opposites/Action words)
7.	Name any 5(Festivals/our helpers/flowers)
8.	Recognition of Picture & Articles

**MUSIC AND DANCE**

Sr.No.	Contents
1.	Uniform
2.	Discipline
3.	Recitation of Gayatri Mantra / Mool Mantra
4.	Prarthna
5.	One Rhyme in Hindi(LIVE)
6.	One Rhyme in English (LIVE)
7.	Action with Hindi Rhyme(CD)
8.	Action with English Rhyme(CD)

**PHYSICAL EDUCATION**

Sr.No.	Contents
1.	Uniform
2.	Discipline
3.	Game – Fire in the mountain
4.	Race + On toes / Frog race
5.	P.T. Exercise – 3,4
6.	Ball at the Target, Target Throw

**UNIT - III ( JANUARY TO MARCH)**


<b>JANUARY</b>		
<b>Listening Skill</b>	(a)	o, u vowel sound stories
<b>Speaking Skill</b>	a)	Conversation :
	(i)	Give your Introduction
	(ii)	Five Safety rules
	(iii)	What do you learn at school?
	(iv)	Who help us to learn in school?
<b>Reading Skill</b>	(a)	Reading with correct pronunciation Page No. 51 to 58
<b>Writing Skill</b>	(a)	o, u vowel sound words
	(b)	Name the picture
	(c)	Match the name with picture
	(d)	Use of in, on, under
	(e)	Use of a, an
	(f)	Use of This, That
<b>Integrated Activity Book</b>		Pages - 63 to 70
<b>Activity</b>	1.	Initial sound game- (Curriculum Guidelines Page No. 64)

<b>Tool of Evaluation</b>	<b>Teaching aids</b>
Group Discussion, Dictation, Oral Questioning, Story telling	CD, Stereo Player, Child Craft Kit, Chalk, Duster, Green Board

<b>FEBRUARY</b>		
<b>Listening Skill</b>	(a)	o, u vowel sound words
<b>Speaking Skill</b>	a)	Conversation :
	(i)	My Sense Organs



	(ii)	In the classroom
	(iii)	Which is National Language of India ?
	(iv)	Which is national fruit of India?
	(v)	What is morning meal called?
<b>Reading Skill</b>	(a)	Reading with correct pronunciation page no- 59 to 66
<b>Writing Skill</b>	(a)	o, u vowel sound words
	(b)	Use of in, on, under
	(c)	Use of a, an
	(d)	Use of This, That
<b>Integrated Activity Book</b>		Page No. 71 to 78
<b>Activity</b>	1.	Find the Partner

<b>Tool of Evaluation</b>	<b>Teaching aids</b>
Group Discussion, Dictation, Oral Questioning, Story telling	CD, Green Board, E- Smart Board

<b>MARCH</b>	<b>Assessment - 3</b>
--------------	-----------------------

### In the Classroom

1. Be respectful to your teacher.
2. Always follow teacher's directions.
3. Be attentive in the class.
4. Raise your hand if you want to speak.
5. Take part in classroom activities.

### Safety Rules

1. Don't run on the road.
2. Always walk on the footpath.
3. Don't play with fire.
4. Don't touch electric plugs.
5. Don't play with sharp objects.

## My Sense Organ

1. We have five main sense organs.
2. We see with our eyes, we hear with our ears.
3. We smell with our nose and we feel with our skin.
4. We taste with our tongue.

## MATHEMATICS

<b>JANUARY</b>	
Counting	151 to 200
Backward Counting	100 to 51
Sums of Addition	2 digits (Without carry)
Dictation	101 to 200
Book Pages	71 to 78
Shape	Rectangle, Square
Table	5
Activity	(i) Puzzles (Page No. 78 of Curriculum Guidelines)
	(ii) Repeat and Add (Page no. 79 of Curriculum Guidelines)
Concept	Heavy / Light
Tools of Evaluation	Teaching aids
Worksheets, Green Board Test, Verbal Counting, Written Test	Shape cards, Number cards, E- Smart board, Child Craft Kit, Classroom Objects.
<b>FEBRUARY</b>	
Counting	151 to 200
What comes After, Before, Between	1 to 100
Number Names	10, 20, 30, 40, 50, 60, 70, 80, 90, 100
Sums of Subtraction	Single digit (0-9)
Dictation	101 to 200
Put the sign(<, >, =)	1 to 100
Book Pages	79 to 89
Table	5

Activity	(i)	Place value (Page No. 29 of Curriculum Guidelines)
	(ii)	Abacus (Page No. 65 of Child Craft Kit)
Concept	Less / More	
<b>Revision</b>		

Tools of Evaluation	Teaching aids
Worksheets, Green Board Test, Verbal Counting	Shape cards, Number cards, E- Smart board, Child Craft Kit

<b>MARCH</b>	<b>Assessment - 3</b>
--------------	-----------------------



जनवरी		
श्रवण पाठन		
कहानी	(क)	शेर और चूहा
बाल माधुरी	(ख)	पृष्ठ 54 से 62
शब्द अभ्यास	(ग)	पृष्ठ 38 से 46
वाचन	(क)	मेरा विद्यालय पर पाँच वाक्य सुनाए।
	(ख)	एक साल में कितने महीने होते हैं ?
	(घ)	इंद्र धनुष में कतने रंग होते हैं ?
	(ग)	सर्दी में हम कैसे कपड़े पहनते हैं ?
लेखन	(क)	तीन अक्षरों के शब्द
	(ख)	चार अक्षरों के शब्द
	(ग)	चित्र देखकर नाम लिखो
	(घ)	चित्र का नाम से मिलान करो
	(ङ)	समान लय वाले शब्द
गतिविधि	(क)	Rhyming Words (Curriculum Guidelines Page No. 68)
	(ख)	जोड़ो तो जानो (Child Craft Kit Page No. 50)
<b>मूल्यांकन के ढंग</b>	<b>सहायक सामग्री</b>	
चित्र देखकर पढ़ना, श्रुतलेख, कार्य प्रपत्र,	फलैश कार्ड, पाठ्य पुस्तक, दृश्यात्मक सामग्री, ई-समार्ट बोर्ड	

<b>फरवरी</b>		
<b>श्रवण पाठन</b>		
कहानी	(क)	शेर और चूहा
बाल माधुरी	(ख)	पृष्ठ 63 से 68
शब्द अभ्यास	(ग)	पृष्ठ 47 से 51
वाचन	(क)	जानवरों के नाम बताओ।
	(ख)	पक्षियों के नाम बताओ।
	(घ)	आपकी कक्षा अध्यापका का क्या नाम है ?
लेखन	(क)	आ की मात्रा के शब्द
	(ख)	अंगों के नाम
	(ग)	रिक्त स्थान भरो
	(घ)	श्रुतलेख
गतिविधि	(क)	Catch the odds (Child Craft Kit Page No. 55)
	(ख)	Be quick (Child Craft Kit Page No. 56)
<b>मूल्यांकन के ढंग</b>		<b>सहायक सामग्री</b>
चित्र देखकर पढ़ना, श्रुतलेख, कार्य प्रपत्र,		फलैश कार्ड, पाठ्य पुस्तक, दृश्यात्मक सामग्री, ई-समार्ट बोर्ड

**मार्च****मूल्यांकन – 3****कहानी – शेर और चूहा**

एक शेर था। वह सो रहा था। तभी वहा एक चूहा आया और शेर के ऊपर कूदने लगा। शेर ने उसे पकड़ लिया। चूहा बोला, "मुझे छोड़ दो। मैं तुम्हारे काम आऊँगा।" शेर ने उसे छोड़ दिया। कुछ दिन बाद एक शिकारी आया। उसने अपना जाल बिछाया। शेर जाल में फस गया और जोर से चिल्लाने लगा। तभी वहा वही चूहा आया, उसने जाल को काट दिया और शेर आज़ाद हो गया।

**शिक्षा –** कर भला हो भला।

## मेरा वद्यालय

- 1 मैं डी. ऐ. वी. स्कूल समाना में पढता/ पढती हूँ।
- 2 यह समाना में है ।
- 3 इसकी इमारत बहुत बड़ी है ।
- 4 यह खुला और हवादार है
- 5 मुझे मेरा स्कूल बहुत पसंद है ।

### GENERAL KNOWLEDGE

Tools of Evaluation	Teaching Aids
Oral testing , identification of objects and pictures , oral questioning , Group discussion	Charts , smart board , text books , real objects.

<b>JANUARY</b>	
<b>Name and Recognize</b>	Page No. 32, 33 , 36 , 42 , 43
<b>Topics</b>	In the Amusement Park, Vehicles, On the road Communication
<b>Conversation</b>	1. How many children can sit on the see saw? Ans. Two children can sit on the see saw.
	2. Which is the fastest means of transport? Ans. Aeroplane is the fastest means of transport.
	3. Name any two communication devices. Ans. Mobile and computer are communication devices.
	4. Who controls traffic on the road? Ans. Traffic Police controls traffic on the road.
<b>Morning Prayer and Lunch Prayer</b>	
<b>Activity</b>	Role Play on Birthday party Awareness of Living and Non-living things Seasons (Collage Work) Light(Tracing of shadow)

<b>FEBRUARY</b>	
<b>Name and Recognize</b>	Page No. 44 to 48
<b>Topics</b>	At the zoo , Birthday Party , Currency
<b>Conversation</b>	1. Which is our national animal?
	Ans. Tiger is our national animal.
	2. Which is our national bird?
	Ans. Peacock is our national bird.
	3. When does your birthday fall?
	Ans. My birthday falls on _____.
	4. Who's photo is seen on the Indian Currency ?
	Ans. Mahatma Gandhi's photo is seen on the Indian Currency.
<b>Morning Prayer and Lunch Prayer</b>	
<b>Activity</b>	Classification of Heavy/Light objects Classification of Living /Non -living things.

<b>MARCH</b>	<b>Revision of whole syllabus</b> <b>Assessment - 3</b>
--------------	--

## VISUAL ART

<b>Tools of Evaluation</b>	<b>Teaching Aids</b>
Observation, neatness , drawing , creativity , interest , imagination	Decorative material , colours , pencil, eraser etc.

<b>JANUARY</b>	
<b>Fun with colour</b>	Page No. 18 to 21
<b>Drawing File</b>	Draw Birthday Scene, Nature Scene
<b>Activity</b>	Craft Work - Card Making on New Year

<b>FEBRUARY</b>	
<b>Fun with colour</b>	Page No. 22 to 24
<b>Drawing File</b>	Draw Rainy Day Scene
<b>Activity</b>	Stick puppet Clay molding

<b>MARCH</b>	<b>Revision of whole Syllabus</b> <b>Assessment - 3</b>
--------------	--



## HEALTH & PHYSICAL EDUCATION

<b>Tools of Evaluation</b>	<b>Teaching Aids</b>
Stamina, Team spirit, Health cleanliness, Activeness and Attentiveness	Ball, Music System, Lemon, Spoon, Chairs

<b>JANUARY</b>	
	(1) Hurdle Race
	(2) Lemon and Spoon Race
	(3) Game : Lion and the Goat
	(4) Statues
	(5) Follow the leader
	(6) Simon Says

<b>FEBRUARY</b>	
	(1) Musical Chair, Mask Race
	(2) Relay Race
	(3) P.T. Exercise - 3, 4
	(4) Passing the parcel.

<b>MARCH</b>	<b>Assessment - 3</b>
--------------	-----------------------



# MUSIC / DANCE

Tools of Evaluation	Teaching Aids
Interest , Body Movement , Expression , Recitation , Gestures	Sound System , Demonstration, CD, DVD

**Note :** Teacher will take daily practice of the following topics during Morning Assembly.

1.	Recitation of Gayatri Mantra
2.	Mool Mantra
3.	Prarthna – ऐ मा लक तेरे बन्दे हम ( Eight Lines)
4.	Rhymes – Month Wise

<b>JANUARY</b>	1.	My Family
	2.	Vegetables
	3.	सोने की च ड़या
<b>Activity</b>	Creative Dance (Page No. 42 from Curriculum Guidelines)	

<b>FEBRUARY</b>	1.	Hop a little
	2.	हवा
	3.	नटखट बंदर
<b>Activity</b>	Pantomime (Page No. 44 from Curriculum Guidelines)	

<b>MARCH</b>	<b>Assessment - 3</b>
--------------	-----------------------



# THIRD TERM BLUE PRINT

## (Oral / Practical)

MATHEMATICS	
Sr.No.	Contents
1.	Uniform
2.	Discipline
3.	Condition of Books
4.	Concepts (Heavy / Light, Less / More)
5.	Recognition of shapes
6.	Mental Ability (Addition on fingers + What comes After, Before, Between)
7.	Table 5
8.	Verbal Counting(101 to 200)

HINDI	
Sr.No.	Contents
1.	Uniform
2.	Condition of book
3.	Discipline
4.	जानवरों के नाम / पक्षियों के नाम
5.	मौ खक प्रश्न
6.	पुस्तक द्वारा चित्र पहचान / पुस्तक i<+uk
7.	कहानी 'शेर और चूहा'
8.	मेरा वद्यालय

GENERAL KNOWLEDGE	
Sr. No.	Contents
1.	Uniform
2.	Discipline
3.	Condition of Books
4.	Prayer (Morning & Lunch)
5.	Conversation: Question/answer
6.	Name (Transport-land / Air-water)
7.	Name any 5 (Communication/Things used in birthday party)
8.	Recognition of Picture & Articles

ENGLISH	
Sr.No.	Contents
1.	Uniform
2.	Discipline
3.	Condition of Books
4.	Composition + Safety Rules+ Sense Organs +In the classroom
5.	Picture Recognition + Book Reading
6.	o, u stories
7.	Basic Conversation

<b>MUSIC / DANCE</b>	
<b>Sr.No.</b>	<b>Contents</b>
1.	Uniform
2.	Discipline
3.	Recitation of Gayatri Mantra / Mool Mantra
4.	Prarthna
5.	One Rhyme in Hindi(LIVE)
6.	One Rhyme in English(LIVE)
7.	Action with Hindi Rhyme (CD)
8.	Action with English Rhyme (CD)

<b>HEALTH AAND PHYSICAL EDUCATION</b>	
<b>Sr.No.</b>	<b>Contents</b>
1.	Uniform
2.	Discipline
3.	Commands
4.	Race- Hurdle Race, Lemon & Spoon Race, Relay Race
5.	One Rhyme in Hindi(LIVE)
6.	One Rhyme in English(LIVE)
7.	Action with Hindi Rhyme (CD)
8.	Action with English Rhyme (CD)

### CALENDAR ACTIVITIES (2023-2024)

<b>Sr. No.</b>	<b>Month</b>	<b>Name of the Activity</b>
1.	May	Welcome Party
2.	July	Table Manner
3.	August	Independence Day
4.	September	-
5.	October	Dusshera Celebration
6.	November	Sports Day
7.	December	-
8.	January	Jam Activity (just a minute)



**ओ३म्**  
**DAV PUBLIC SCHOOL SAMANA**  
**(SENIOR SECONDARY)**  
**CBSE AFFILIATED-1630571**



**NEAR CHAK AMRITSARIA PATRAN ROAD, SAMANA - 147101, DIST. PATIALA (PB)**

**List of Activities under Ek Bharat Shreshta Bharat**

Sr.No	Description of Activity	Month/Day/ Location	Learning Outcome
1	Exposure of students to the alphabets, songs, proverb and 100 sentences in the languages of the partnering State/UT.	Academic Year/ Every Week / school premises	It will develop the linguistic capacity of the students.
2	Essay Competition among students in the language of the partnering State/UT	Academic Year	It will develop multi-linguistic skills in students.
3	Drama/Role Play on culture, history, the tradition of partnering State/UT.	Academic Year/school premises	The students will be able to learn the culture of the partnering State/UT.
4	Identification/translation and dissemination of similar proverbs in the language of partnering State/UT.	Academic Year	The students will be able to learn the language and culture of the Partnering state/UT.
5	“Themed Display Board/Wall magazine” on the partnering state. (Historical Monuments, Dressing Style, painting, handicrafts, alphabet and basic sentences of the partnering State/UTs).	Round the Year/ school premises	The pictorial representation will help them in learning and Understanding about partnering States/UTs.
6	Pledge on Swachhta/ Single-use plastic/water saving/ National Unity in the	At least two times every month/	The students will have exposure to partnering state language.

	language of partnering states/UTs	Schools' premises during morning assembly.	Enhance social responsibility among students.
7	"Questions/ Answer session" (Quiz) on partnering States/UTs. (Know Your Partner States/UTs)	Once in a month/ Morning Assembly.	It will help students to remember the important facts about partnering States/UTs.
8	"State Day Celebration" of partner State/UT	On State Day/ School Premises	It will develop a sense of unity among the students of both the States/UTs.

**Principal Mohan Lal Sharma**



**ओ३म्**  
**DAV PUBLIC SCHOOL SAMANA**  
**(SENIOR SECONDARY)**  
**CBSE AFFILIATED-1630571**



**NEAR CHAK AMRITSARIA PATRAN ROAD, SAMANA - 147101, DIST. PATIALA (PB)**

## ECO CLUB

An Eco-Club is a group of school teachers & students interested in environmental issues and willing to make significant contribution to society.

### OBJECTIVES:

- To make children understand environment and environmental problems.
- To provide environmental education opportunities for school children.
- To utilize the unique position of school children as conduits for awareness of the society at large.
- To facilitate children's participation in decision making in areas related to environment & development.
- To bring children into direct contact with the environmental problems being faced by society they live in and make them think of solutions.
- To involve children in action based programmes related to environment in their surroundings.
- To aware students with various ways to conserve water.
- To motivate students to conserve and collect Rain water.

### Activities for ECO CLUB:

S. No	Activity name
1.	Earth Day Celebration- Speech in Assembly & Kachhra Samadhan Mahotsav
2	Say No to Plastic Tiffin and ALUMINIUM foil
3.	Visit to sewage waste management plant & Conservation of water plant
4.	Tree Plantation Drive. ( Vanmahotsav celebration)
5.	Say no to Plastic Bags Introduction of Eco friendly bags
6.	Cleaning of various labs of school.

7.	Motivate students to conserve water by engaging them in various activities
8.	Constitute a School Water Management Committee
9	Students can be made to visit a water treatment plant in the area to witness water processing and other places where conservation practices are being adopted.
10.	Sharam Daan for Cleanliness of school Garden.
11	Let's talk about fuel and electricity importance and management.
12	Rally -Say no to Crackers
13	Waste Management - - Measures for minimization of waste -Increasing value by reducing, reusing and recycling as much as possible. - Paper recycling and paper Mache artwork from waste paper - Segregation of waste and Composting
14	Nature Walk and Nature Watch

**Eco-Club Committee**

**Principal Mohan Lal Sharma**



**ओ३म्**  
**DAV PUBLIC SCHOOL SAMANA**  
**(SENIOR SECONDARY)**  
 CBSE AFFILIATED-1630571



**MEDICAL PLANNER FOR CLASSES**  
**LKG to 3<sup>rd</sup>(JUNIOR)**  
**SESSION: 2023-24**



MONTH	TOPICS
APRIL	Happy & Healthy Buddies.
MAY	Injury & Violence
JUNE	Make your brushing Chart (Homework)
JULY	Over Weight & Obesity (Check Your Plate)
AUGUST	“Environment & Health”
SEPTEMBER	Child Fears
OCTOBER	Healthy Tiffin Competition
NOVEMBER	Noise Pollution
DECEMBER	Fitness Matters, Wellness Works
JANUARY	Learning Style.
FEBRUARY	Child Safety & Protection
MARCH	Know your Body Parts (Doll Bath Activity)

**School Medical Officer**

**Principal Mohan Lal Sharma**

**Important Days (Awareness)****Session 2023-24****APRIL**

<u>S.No</u>	<u>Date</u>	<u>Day</u>		<u>Celebration</u>
1.	4th April 2023	Tuesday	Mahavir Jayanti	Awareness
2.	6th April,2023	Thursday	Hanuman Jayanti	Awareness
3.	7th April,2023	Friday	World Health Day/ Good Friday	Awareness
4.	10th April,2023	Monday	Arya Samaj Sathapana Diwas,	HawanYajna , Speech By House
5.	13th April,2023	Thursday	Jallianwala Bagh Massacre	Awareness
6.	14th April,2023	Friday	Baisakhi /Dr. B.R. Ambedkar Jayanti	Awareness
7.	15th April 2023	Saturday	Good Friday	Awareness
8.	18th April,2023	Tuesday	World Heritage Day	Awareness By Social Science Faculty
9.	19th April,2023	Wednesday	Mahatma Hans Raj Jayanti	Tribute By Running House
10.	21st April 2023	Friday	National Civil Service Day (India)	Awareness



11.	22 <sup>nd</sup> April,2023	Saturday	World Earth Day/ Eid Ul Fitre	Awareness
12.	23 <sup>rd</sup> April,2023	Sunday	World Book Day/ English language day	Awareness
13.	25 <sup>th</sup> April,2023	Tuesday	World Malaria Day	Awareness
14.	29 <sup>th</sup> April,2023	Saturday	International Dance Day	Awareness

### May

<u>S.No</u>	<u>Date</u>	<u>Day</u>		<u>Celebration</u>
1.	1 <sup>st</sup> May,2023	Monday	International Labour Day	Activity of Grade-D By House +Classes 11 <sup>th</sup> & 12 <sup>th</sup>
2.	2 <sup>nd</sup> May,2023	Tuesday	World Asthma day	Awareness
3.	3 <sup>rd</sup> May,2023	Wednesday	World Press Freedom Day	Awareness
4.	5 <sup>th</sup> May 2023	Friday	Budh Purnima	Speech
5.	7 <sup>th</sup> May,2023	Sunday	World Athletics Day, World Laughter Day	Awareness
6.	8 <sup>th</sup> May,2023	Monday	World Red Cross Day	Speech By House
7.	9 <sup>th</sup> May 2023	Tuesday	Rabindra Nath Tagore Jayanti	Awareness

8.	11 <sup>th</sup> May,2023	Thursday	National Technology Day	Awareness
9.	14 <sup>th</sup> May,2023	Sunday	Mothers day	Awareness
10.	21 <sup>st</sup> May,2023	Sunday	National Anti Terrorism Day	Awareness
11.	22 <sup>nd</sup> May,2023	Monday	International Biodiversity Day	Awareness (class 11 <sup>th</sup> Biology)
12.	31 <sup>st</sup> May,2023	Wednesday	World No Tobacco Day/Anti Tobacco Day	Speech By House+ Poster Making by Class 10 <sup>th</sup> & 11 <sup>th</sup>

## JUNE

<u>S.No</u>	<u>Date</u>	<u>Day</u>	<u>Day</u>	<u>Celebration</u>
1.	1 <sup>st</sup> June,2023	Thursday	DAV Foundation Day-(HawanYajna) / Global Day of Parents	Hawan
2.	4 <sup>th</sup> June, 2023	Sunday	Sant Kabir Jayanti	Awareness
3.	5 <sup>th</sup> June,2023	Monday	World Environment Day	Speech
4.	7 <sup>th</sup> June,2023	Wednesday	World Food Safety Day	Awareness
5.	12 <sup>th</sup> June,2023	Monday	Anti Child Labour Day	Awareness
6.	14 <sup>th</sup> June,2023	Wednesday	World Blood Donor Day	Awareness
7.	16 <sup>th</sup> June,2023	Friday	Martyrdom day of Shri Guru Arjan Dev ji	Awareness

8.	18 <sup>th</sup> June,2023	Sunday	Father's Day	Speech
9.	21 <sup>st</sup> June,2023	Wednesday	International Yoga Day World Music Day	(Celebration by NCC Cadets) Celebration by Music Department
10.	23 <sup>rd</sup> June,2023	Sunday	Global Day of Parents	Awareness
11.	26 <sup>th</sup> June,2023	Monday	International Anti drug day	Awareness
12.	29 <sup>th</sup> June,2023	Thursday	Bakrid	Awareness

## July

<u>S.No</u>	<u>Date</u>	<u>Day</u>	<u>Celebration</u>
1.	1 <sup>st</sup> July,2023	Saturday	National Doctor's Day Awareness
1	11 <sup>th</sup> July,2023	Tuesday	World Population Day Awareness
2	15 <sup>th</sup> July,2023	Saturday	World Youth Skill Day Awareness
3	26 <sup>th</sup> July,2023	Wednesday	Kargil Vijay Diwas / International day of conservation of the mangrove ecosystem Awareness Speech /Expert talk
4	28 <sup>th</sup> July,2023	Friday	World Hepatitis Day Awareness
5	31 <sup>st</sup> July,2023	Monday	Martyrdom Day Of Saheed Udam Singh Ji Awareness

(Tribute by Running House)

**AUGUST**

<u>Sr.No</u>	<u>Date</u>	<u>Day</u>		<u>Celebration</u>
1	12 <sup>th</sup> August ,2023	Saturday	World Youth Day	Awareness
2.	15 <sup>th</sup> August ,2023	Tuesday	Independence Day	Celebration
3	19 <sup>th</sup> August ,2023	Saturday	World Photography day	Awareness +Speech
4	20 <sup>th</sup> August ,2023	Sunday	National Sadhbhavna Diwas	Awareness
5	21 <sup>th</sup> August ,2023	Monday	World Senior Citizen Day	Awareness
6	26 <sup>th</sup> August ,2023	Saturday	Women Equality Day	Awareness
7	29 <sup>th</sup> August,2023	Tuesday	National Sports Day	Awareness
8	30 <sup>th</sup> August ,2023	Wednesday	Raksha Bandhan (Rakhi)	Celebration
9.	31 <sup>st</sup> August ,2023	Thursday	Sanskrit Diwas	Awareness

**SEPTEMBER**

<u>S.No</u>	<u>Date</u>	<u>Day</u>		<u>Celebration</u>
1	5 <sup>th</sup> Sep,2023	Tuesday	Teachers Day(Guru Utsav)	Celebration By Running House
2	6 <sup>th</sup> Sep,2023	Wednesday	Janamashtmi	Celebration By

				<b>Running House</b>
3	8 <sup>th</sup> Sep,2023	Friday	International Literacy day	Awareness +Speech
4	14 <sup>th</sup> Sep,2023	Thursday	Hindi Diwas	Speech and Celebartion by Hindi Department
5	15 <sup>th</sup> Sep,2023	Friday	International Democracy Day / Engineer's day	Awareness
6	16 <sup>th</sup> Sep,2023	Saturday	World Ozone Preservation Day	Awareness
7	21 <sup>th</sup> Sep,2023	Thursday	International Peace Day	Awareness
8	27 <sup>th</sup> Sep,2023	Wednesday	World Tourism Day	Awareness
9	29 <sup>th</sup> Sep,2023	Friday	World Heart Day	Awareness

## OCTOBER

<u>S.No</u>	<u>Date</u>	<u>Day</u>	<u>Celebration</u>	
1.	2 <sup>nd</sup> Oct,2023	Monday	Mahatama Gandhi Jayanti & Non Violence Day/Lal Bahadur Jayanti	Tribute by Houses
2.	4 <sup>th</sup> Oct,2023	Wednesday	World Animal Welfare Day	Awareness
3.	8 <sup>th</sup> Oct,2023	Sunday	Indian Air Force Day	Awareness

4.	10 <sup>th</sup> Oct, 2023	Tuesday	World Mental Health Day	Awareness
5.	11 <sup>th</sup> Oct,2023	Wednesday	International Girl Child Day / Prakash Purab of Shri Guru Ram Dass Ji	Awareness+ Speech
6.	15 <sup>th</sup> Oct,2023	Sunday	World Students Day	Awareness
7.	16 <sup>th</sup> Oct, 2023	Monday	World Food day & Janam Diwas of Banda Singh Bahadur ji	Awareness
8.	24 <sup>th</sup> Oct, 2023	Tuesday	Dussehra + United Nations Day	Awareness + Celebration by running house
9.	28 <sup>th</sup> Oct, 2023	Saturday	Maharishi Valmiki Jayanti	Speech
10.	31 <sup>st</sup> Oct, 2023	Tuesday	National Unity Day	Awareness

## NOVEMBER

<u>S.No</u>	<u>Date</u>	<u>Day</u>		<u>Celebration</u>
1.	1 <sup>st</sup> Nov,2023	Wednesday	Punjab Diwas Karwa Chauth	Awareness + speech
2.	12 <sup>th</sup> Nov,2023	Sunday	Diwali	Awareness + speech
3.	13 <sup>th</sup> Nov,2023	Monday	Govardhan Pooja	Speech
4.	14 <sup>th</sup> Nov, 2023	Tuesday	Children Day	Speech

5.	15 <sup>th</sup> Nov, 2023	Wednesday	Bhai Dooj	Speech
6.	19 <sup>th</sup> Nov, 2023	Sunday	Chath Pooja	Awareness
7.	27 <sup>th</sup> Nov, 2023	Monday	Guru Nanak Dev Ji Jayanti	Celebration by Punjabi Department
8.	24 <sup>th</sup> Nov, 2023	Tuesday	Martydom Day of Shri Guru Tegh Bahadur Ji	Speech + Tribute

## DECEMBER

<u>S.No</u>	<u>Date</u>	<u>Day</u>		<u>Celebration</u>
1.	1 <sup>st</sup> Dec,2023	Friday	World AIDS Day	Awareness
2.	2 <sup>nd</sup> Dec,2023	Saturday	• World Computer Literacy Day / National Pollution Control Day	Speech + Awareness
3.	4 <sup>th</sup> Dec,2023	Monday	Indian Navy Day	Awareness
4.	7 <sup>th</sup> Dec,2023	Thursday	Indian Armed Forces Flag Day	Awareness
5.	9 <sup>th</sup> Dec,2023	Saturday	International Anti-Corruption Day	Awareness
6.	10 <sup>th</sup> Dec,2023	Sunday	Human Rights Day	Awareness
7.	22 <sup>nd</sup> Dec,2023	Friday	National Mathematics Day	Celebration by Maths Department

8.	23 <sup>rd</sup> Dec,2023	Saturday	Swami Shradhanand Balidan Diwas	Tribute By Running House
9.	24 <sup>th</sup> Dec,2023	Sunday	National Consumer Day	Awareness
10	25 <sup>th</sup> Dec,2023	Monday	Christmas Day	Celebration by Pre-Primary
11	26 <sup>th</sup> to 28 <sup>th</sup> Dec,2023	Tuesday, Wednesday, Thursday	Shaheedi Jor Mela	Tribute by Running House

## JANUARY

<u>S.No</u>	<u>Date</u>	<u>Day</u>		<u>Celebration</u>
1.	1 <sup>st</sup> Jan,2024	Monday	New Year	(Hawan Yajna)
2.	12 <sup>th</sup> Jan,2024	Friday	National Youth Day	Awareness
3.	14 <sup>th</sup> Jan,2024	Sunday	Lohri	(Celebration by Senior Block + Running House)
4.	15 <sup>th</sup> Jan,2024	Monday	Makar Sankranti / Pongal	Speech
5.	23 <sup>rd</sup> Jan,2024	Tuesday	Neta ji Subhash Chandra Bose Birth Anniversary	Awareness
6.	25 <sup>th</sup> Jan,2024	Thursday	<ul style="list-style-type: none"> <li>• National Voters Day</li> <li>• Indian Tourism Day</li> </ul>	Awareness



7.	26 <sup>th</sup> Jan,2024	Friday	Republic Day	Celebration by Running House
8.	30 <sup>th</sup> Jan,2024	Tuesday	Mahatama Gandhi Martyrdom Day	Tribute by Running House

## FEBRUARY

<u>S.No</u>	<u>Date</u>	<u>Day</u>		<u>Celebration</u>
1.	4 <sup>th</sup> Feb,2024	Sunday	World Cancer Day	Awareness
2.	20 <sup>th</sup> Feb,2024	Tuesday	World Day of Social Justice	Awareness
3.	21 <sup>st</sup> Feb,2024	Wednesday	Matri Bhasha Divas	Celebration By Punjabi Department
4.	23 <sup>rd</sup> Feb,2024	Friday	World Peace & Understanding Day	Awareness
5.	24 <sup>th</sup> Feb,2024	Saturday	Guru Ravidas Jayanti	Speech
6.	28 <sup>th</sup> Feb,2024	Wednesday	National Science Day	Celebration By Science Department

## MARCH

<u>S.No</u>	<u>Date</u>	<u>Day</u>		<u>Celebration</u>
1.	3 <sup>rd</sup> March,2024	Sunday	World Wildlife Day	Awareness
2.	4 <sup>th</sup> March,2024	Monday	National Safety Day	Awareness

3.	5 <sup>th</sup> March,2024	Tuesday	Maharishi Dayanand Saraswati Jayanti	Celebration by running House
4.	8 <sup>th</sup> March,2024	Friday	Maha Shivratri/ International World Women's Day	Celebration/Speech Celebration By Running House
5.	15 <sup>th</sup> March,2024	Friday	World Consumer Rights Day	Awareness
6.	22 <sup>th</sup> March,2024	Friday	World Water Day	Awareness
7.	29 March,2024	Friday	Good Friday	Awareness

## आर्य पर्व (2023-24)

क्रम संख्या	तिथि	दिन	पर्व
1.	10 अप्रैल 2023	सोमवार	आर्य समाज स्थापना दिवस / सत्र का शुभारम्भ हवन से
2.	19 अप्रैल 2023	बुधवार	महात्मा हंसराज जन्म दिवस
3.	26 अप्रैल 2023	बुधवार	पंडित गुरुदत्त वदयार्थी जन्म दिवस
4.	01 जून 2023	वीरवार	डी.ए.वी. स्थापना दिवस
5.	14 सितंबर 2023	वीरवार	गुरु वरजानंद पुण्यतिथि
6.	05 अक्टूबर 2023	वीरवार	स्वामी वरजानंद जयंती
7.	15 अक्टूबर 2023	रविवार	महात्मा आनंद स्वामी जन्म दिवस
8.	21 अक्टूबर 2023	शनिवार	रामचंद्र छत्रपति बलदान दिवस
9.	24 अक्टूबर 2023	मंगलवार	महात्मा आनंद स्वामी पुण्यतिथि
10.	12 नवंबर 2023	रविवार	ऋषि निर्वाणोत्सव
11.	14 नवंबर 2023	मंगलवार	स्वामी दयानंद वरजानंद की कुटिया
12.	14 नवंबर 2023	मंगलवार	महात्मा हंसराज पुण्यतिथि
13.	19 दिसंबर 2023	मंगलवार	पंडित राम प्रसाद बिस्मिल बलदान दिवस
14.	23 दिसंबर 2023	शनिवार	स्वामी श्रद्धानंद बलदान दिवस
15.	1 जनवरी 2024	सोमवार	नव वर्ष के आगमन पर शुभकामनाएँ एवं हवन।
16.	12 जनवरी 2024	शुक्रवार	स्वामी ववेकानंद जयंती
17.	28 जनवरी 2024	रविवार	लाला लाजपतराय जयंती
18.	12 फरवरी 2024	सोमवार	ऋषि दयानंद सरस्वती जन्म दिवस
19.	21 फरवरी 2024	बुधवार	मुनिश्वरानंद पुण्यतिथि
20.	8 मार्च 2024	शुक्रवार	ऋषि बोधोत्सव
21.	19 मार्च 2024	मंगलवार	पंडित गुरुदत्त वदयार्थी पुण्यतिथि
22.	9 अप्रैल 2024	मंगलवार	हिंदू नव वर्ष पर हवन ।







**ओ३म्**  
**DAV PUBLIC SCHOOL SAMANA**  
**(SENIOR SECONDARY)**  
**CBSE AFFILIATED-1630571**



## House Information

### 2023-24

House	Color	Motto	Tagline	Logo
Virtue	Red	Modesty	Self-Respect is the corner stone of all Virtues.	
Harmony	Green	Courage to Care	Caring is the gift of making the ordinary to Extraordinary.	
Charity	Blue	(Sympathy)	Charity makes dreams come true.	
Gratitude	Yellow	Thankful & Grateful	Gratitude Unlocks the fullness of life	

## DO's AND DON'Ts

### Do's

1. Give due regards to your elders.
2. Prepare yourself well to perform well.
3. Converse in English in School Campus.
4. Come to school well groomed, in proper Uniform.
5. Bring the student's diary to school daily.
6. Be regular in attendance and never be late to school. Attend morning assembly without fail.
7. Keep your classroom and school premises clean and tidy.
8. Turn off the taps after use.
9. Switch off fans and lights when not in use.
10. Be fair and honest at work. Always be considerate of the rights of others.
11. Make use of the Library.

### Don'ts

1. Do not bring precious articles inschool.
2. Do not damage the school property.
3. Do not make noise in the classroom, corridors, auditorium or elsewhere in the school campus.
4. Do not bring gadgets such as mobile phones, I Pads, MP3's etc.
5. Do not be absent from school. 75% attendance is the minimum requirement.
6. Do not use abusive language.
7. Do not pluck flowers. Never touch electric plugs.
8. Do not wear expensive jewellery to school.
9. Don't involve in physical fights.
10. Do not come in personal vehicles to school.

## CODE OF CONDUCT

- ❖ Converse in English in school campus.
- ❖ Come to school regularly. In case you want to avail leave, kindly get it sanctioned from class teacher.
- ❖ Ensure proper order and discipline while moving to the playground / assembly / library or any lab.
- ❖ Library books must be handled with extra care and must be returned in time.
- ❖ Shouting / Fighting or Indulging in unruly behavior in the school premises is forbidden.
- ❖ Kindly contribute to make your school clean DAV, Green DAV.
- ❖ Proper decorum should be maintained while singing National Anthem / DAV Anthem and School Prayers as a mark of patriotism.
- ❖ Students should not carry any sharp objects like blade, knife, paper cutter etc. as they can prove to be harmful.
  
- ❖ Possession of crackers / bursting crackers / playing with colours in the school is strictly prohibited. Any student found with expensive jewellery, mobile phone, CD's, any other objectionable article will be subjected to fine and confiscation of the above mentioned articles.

**TEN PRINCIPLES OF THE ARYA SAMAJ****आर्य समाज के नियम**

1. God is the primary source of all true knowledge and of all that can be known through it.
  2. God is Existent, Intelligent and Blissful. He is Formless, Almighty, Just Merciful, Unborn, Infinite, Unchallengeable, Beginning less, Incomparable the support and Lord of all, Omniscient, Imperishable, Immortal, Fearless, Eternal, Holy and the Maker of the Universe. To him alone worship is due.
  3. The Vedas are scriptures of true knowledge. It is the duty of all Aryas to read them, hear them being read and recite them to others.
  4. We should always be ready to accept the truth and give up untruth.
  5. All actions should be performed in conformity with Dharma, that is, after due consideration of right and wrong.
  6. The primary aim of the Arya Samaj is too good for all, that is, to promote their physical, spiritual and social well-being.
  7. We should treat all people with love, fairness and due regards for their merit.
  8. One should aim at dispelling ignorance and promoting knowledge.
  9. One should not only be content with one's own welfare but should look for it in the welfare of other also.
  10. One should regard oneself under restriction to follow altruistic rulings of the society, while all should be free in following the rules of individual welfare.
1. सब सत्य वद्या और जो पदार्थ वद्या से जाने जाते हैं, उन सब का आदि मूल परमेश्वर है।
  2. ईश्वर सच्चिदानंद स्वरूप, निराकार, सर्वशक्तिमान, न्यायकारी, दयालु, सर्वेश्वर, सर्वव्यापक, सर्वातर्यामी, अजर, अमर, अभय, नित्य, प वत्र और सृष्टिकर्ता है उसी की उपासना करने योग्य है।
  3. वेद सब सत्य वद्याओं की पुस्तक है। वेद का पढ़ना-पढ़ाना और सुनना-सुनाना सब आर्यों का परम धर्म है।
  4. सत्य के ग्रहण करने और असत्य के छोड़ने में सर्वदा उद्यत रहना चाहिए।
  5. सब काम धर्मानुसार अर्थात् सत्य और असत्य का वचार करके करना चाहिए।
  6. संसार का उपकार करना इस समाज का मुख्य उद्देश्य है अर्थात् शारीरिक, आत्मिक और सामाजिक उन्नति करना।
  7. सबसे प्रीतिपूर्वक धर्मानुसार यथायोग्य वर्तना चाहिए।
  8. अ वद्या का नाश और वद्या की वृद्ध करनी चाहिए।
  9. प्रत्येक को अपनी ही उन्नति से संतुष्ट न रहना चाहिए, कंतु सबकी उन्नति में अपनी उन्नति समझनी चाहिए।
  10. सब मनुष्यों को सामाजिक सर्वहितकारी नियम पालने में परतंत्र रहना चाहिए और प्रत्येक हितकारी नियम में सब स्वतंत्र रहें।